




# **Sun Rail Series Privacy Fence**

***Long Lasting, Maintenance-Free Beauty***

# *Sun Rail Series Privacy Fence*

*Created to be the perfect blend of sophistication, elegance, strength and performance. The **Sun Rail Series Privacy Fence** is engineered with clean, elegant lines and high-quality materials. The **Sun Rail Series Privacy Fence** will provide you with long-lasting beauty and performance while adding value to your home. Whether you are looking to create a secluded, private backyard oasis to simply relax in, or if you looking to create a unique space for entertaining, **The Sun Rail Series Privacy Fence** is the perfect fence choice for your home. Backed by a Lifetime Limited Warranty, it will be the last fence your home will ever need.*



7/8" x 6" Tongue & Groove pickets interlock to create a strong joint to withstand the test of time.

End spacer cap ensures no gaps where Tongue & Groove pickets meet the post. The unique shape design prevents it from falling down into the rail.

2" deep pocket allows greater picket penetration and overlap which provides greater strength and less chance for T&G pickets to come out, while allowing greater racking and sloping ability of the fence section panel for a perfect installation.

Rail locking tabs hold rails securely into the precisely routed post via a computer controlled routing machine. No use of screws to rust, weaken or become loose over time.

***Long Lasting Beauty and Maintenance-Free Performance.  
The last fence your home will ever need.***

# Privacy Styles



Solid Privacy



Lattice Top



Closed Spindle Top



Open Spindle (Straight Top)



Scallop Spindle Top



Solid Privacy Double Drive Gate

## Color Options



White



Tan



\*Clay

*\*Not all Picket Styles and Semi-Privacy Styles are available in Clay Color.*



Lattice Top Single Walk Gate

# Picket Styles

**Cape Cod (Narrow Space)**




**Rails:** 2" x 3-1/2" Top Rail  
2" x 6" Bottom Rail  
**Pickets:** 7/8" x 3" Pickets  
Narrow Picket Space=1-3/4"

**Gettysburg (Narrow Space)**



**Rails:** 2" x 3-1/2" Top Rail  
2" x 6" Bottom Rail  
**Pickets:** 7/8" x 3" Pickets  
Narrow Picket Space=1-3/4"

**Imperial (1.00 space)**



**Rails:** 2" x 3-1/2" Top & Bottom Rail (Reinforced)  
2" x 3-1/2" Mid Rail (on 6' ht. only)  
**Pickets:** 7/8" x 3" Pickets  
Picket Space = 1"

**New England (Straight Top)**



**Rails:** 2" x 3-1/2" Top Rail  
2" x 6" Bottom Rail  
**Pickets:** 1-1/2" x 1-1/2" Pickets  
Picket Space=1-3/4"

**Cape Cod (Wide Space)**




**Rails:** 2" x 3-1/2" Top Rail  
2" x 6" Bottom Rail  
**Pickets:** 7/8" x 3" Pickets  
Wide Picket Space=3-1/4"

**Gettysburg (Wide Space)**



**Rails:** 2" x 3-1/2" Top Rail  
2" x 6" Bottom Rail  
**Pickets:** 7/8" x 3" Pickets  
Wide Picket Space=3-1/4"

**Imperial (1.66 space)**




**Rails:** 2" x 3-1/2" Top & Bottom Rail (Reinforced)  
2" x 3-1/2" Mid Rail (on 6' ht. only)  
**Pickets:** 7/8" x 3" Pickets  
Picket Space = 1-5/8"

**New England (Stepped Top)**



**Rails:** 2" x 3-1/2" Top Rail  
2" x 6" Bottom Rail  
**Pickets:** 1-1/2" x 1-1/2" Pickets  
Picket Space=1-3/4"

**Lexington (3.58 Space shown)**



**Rails:** 2" x 3-1/2" Top & Bottom Rail (Reinforced)  
2" x 3-1/2" Mid Rail (on 6' ht. only)  
**Pickets:** 1-1/2" x 1-1/2" Pickets  
Picket Space = 3-5/8"

**Imperial (3.38 space)**



**Rails:** 2" x 3-1/2" Top & Bottom Rail (Reinforced)  
2" x 3-1/2" Mid Rail (on 6' ht. only)  
**Pickets:** 7/8" x 3" Pickets  
Picket Space = 3-3/8"

**New England (Scalloped Top)**



**Rails:** 2" x 3-1/2" Top Rail  
2" x 6" Bottom Rail  
**Pickets:** 1-1/2" x 1-1/2" Pickets  
Picket Space=1-3/4"

## Picket Cap Styles




**Dog Ear**



**Spade**


# Semi-Privacy Styles

## 3" Semi-Privacy



**Rails:** 1-1/2" x 5-1/2" Top & Bottom Rail (Reinf)  
2" x 3-1/2" Mid Rail (on 6' ht. only)  
**Pickets:** 7/8" x 3" Pickets Picket Space = 1/2"

## Alternating Picket

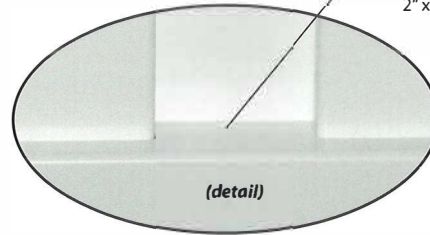


**Rails:** 1-1/2" x 5-1/2" Top & Bottom Rail (Reinf)  
2" x 3-1/2" Mid Rail (on 6' ht. only)  
**Pickets:** 7/8" x 6" & 7/8" x 1-1/2" Picket Space=1/2"

## Board on Board




**Rails:** 4" x 4" Top & Bottom Rail  
2" x 3-1/2" Mid Rail (on 6' ht. only)  
**Pickets:** 7/8" x 6" Pickets



(detail)

## 6" Semi-Privacy



**Rails:** 1-1/2" x 5-1/2" Top & Bottom Rail (Reinf)  
2" x 3-1/2" Mid Rail (on 6' ht. only)  
**Pickets:** 7/8" x 6" Pickets Picket Space = 1/2"

# Railing Styles

## 36" Square Spindle Railing



**Rails:** 3-1/2" x 3-1/2" T-Rail Top 2" x 3-1/2" Bottom Rail  
**Pickets:** 1-1/2" x 1-1/2" Pickets Picket Space = 3-5/8"

## 36" Colonial Spindle Railing



**Rails:** 3-1/2" x 3-1/2" T-Rail Top 2" x 3-1/2" Bottom Rail  
**Pickets:** 1-1/2" Colonial Spindles Picket Space = 3-5/8"

# Ranch Rail Styles

## 2-Rail Ranch



**Rails:** 1-1/2" x 5-1/2"  
16ft long rails 10-1/2" between rails

## 3-Rail Ranch



**Rails:** 1-1/2" x 5-1/2"  
16ft long rails 11" between rails


## 4-Rail Ranch



**Rails:** 1-1/2" x 5-1/2"  
16ft long rails 8-1/2" between rails



# Gate Hardware




**Stainless Steel Hinges**



**Self-Closing  
Multi-Adjust  
Hinges**



**Aluminum Post  
Stiffener**



**Two-Sided Latch**



**Key Lockable  
Lock Latch**



**Spring Gate Wheel**



**Nylon Gate  
Handle**



**Stainless Steel  
Drop Rod  
For Double  
Gates**



**Top Pull  
Key-Lockable  
Pool Code  
Latch**




**Dumpster Flip Latch**


# Lattice Options



**Standard Large Diagonal-  
White, Tan and Clay**



**Optional Small Diagonal  
White Only**



**Optional Square Lattice  
White Only**

# Post Cap Options



**External**



**New England**



**Ball**



**Gothic**



**Coachman**

**LIFETIME WARRANTY**

*Sun Rail Series  
Privacy Fence is sure  
to stand the test of time.  
Our White, Tan and Clay  
fence materials are covered by  
a Lifetime Limited Warranty.*



Sun Rail Series Privacy Fence Professionally Installed By:

Manufactured Locally in Westville, NJ 08093